
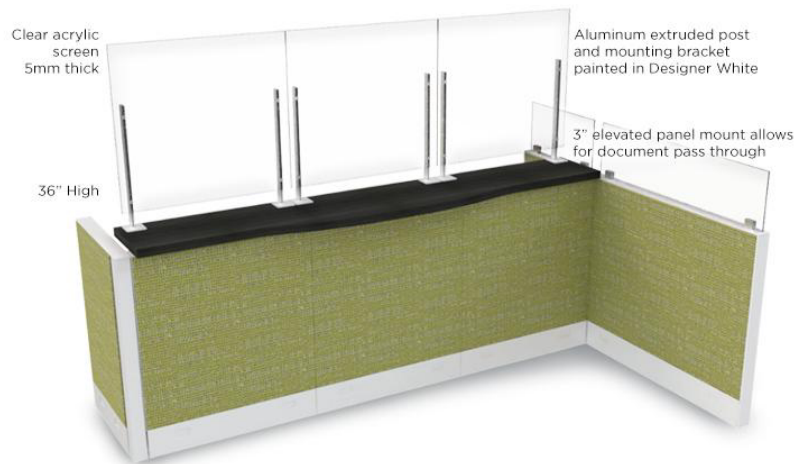
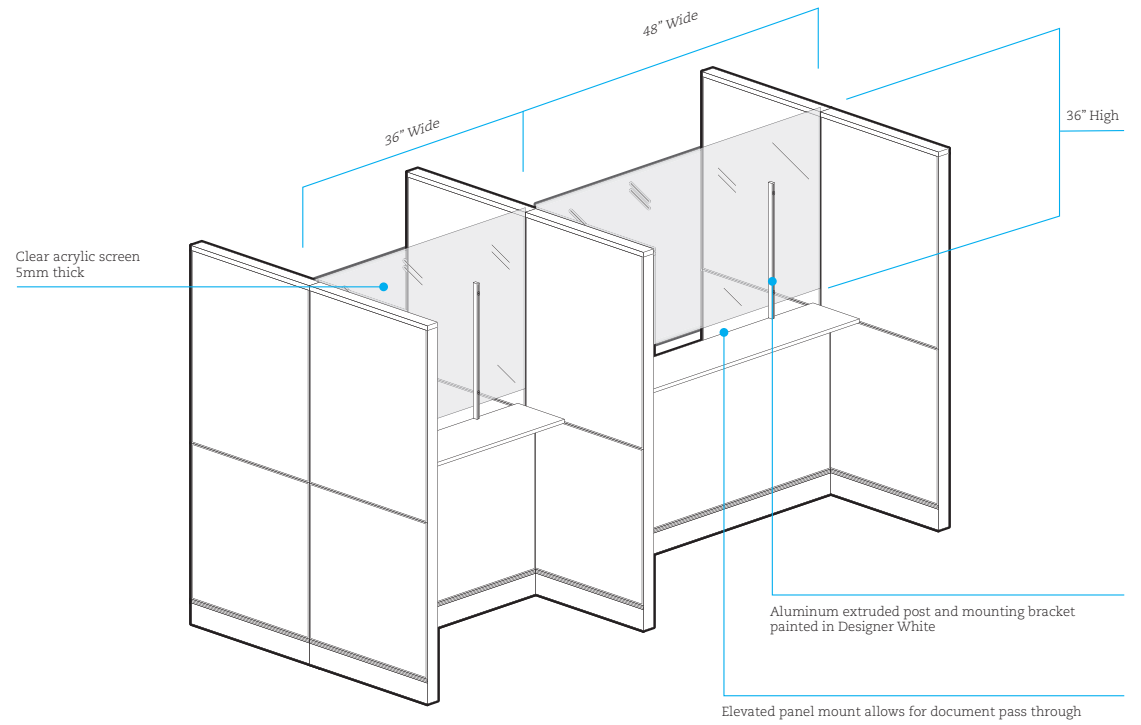


RETURN TO OFFICE


**FURNITURE PRODUCTS
TO HELP CREATE A
SAFER WORK ENVIRONMENT**

**FROM OUR
MANUFACTURING PARTNERS**

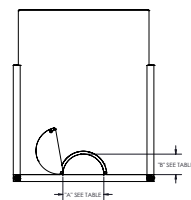




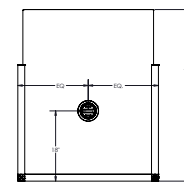
glassSCREENS>Shield



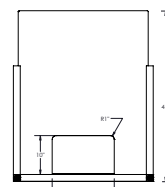
non-porous and easy to clean



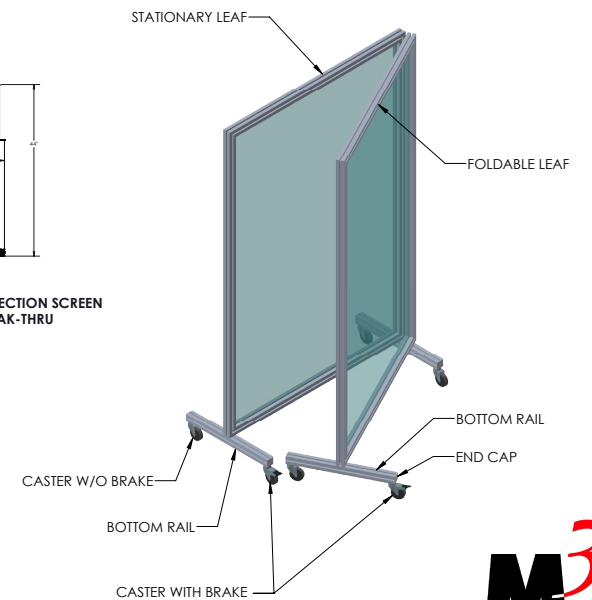
TRANSACTION PROTECTION SCREEN
WITH SHUTTER.




TRANSACTION PROTECTION SCREEN
WITH NO-DRAFT SPEAK-THRU




REMOVABLE SHELF

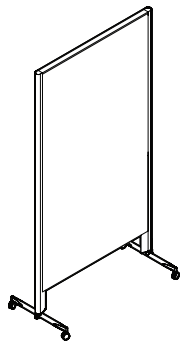




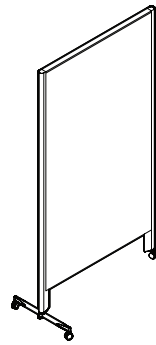
Leveler/Leveler



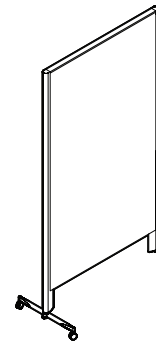
Leveler/Caster



Double Caster/Double Caster



Single Caster/Double Caster



Leveler/Double Caster





Bacteria Resistant



Chemical Resistant



Fire Resistant





Graffiti Resistant




Scratch Resistant



Stain Resistant



A



B

Product Highlights

- Panels are lightweight and easy to position
- Satin anodized aluminum framed panels connect in a straight line or at 90-degree angles
- Claridge LCS³ Porcelain enamel steel surface on both sides provide writable and magnetic receptive surfaces for patient information
- Honeycomb core for lightweight handling and durable rigid panels
- Low profile feet with floor glides

Size
48"W x 72"H

LCS³ Porcelain® Color



White



glass screens

Desk Shield

